

**PICO
DUARTE
TOURS
.COM**

Pico VIP

Reach the top of the Caribbean with the VIP amenities you deserve



4 days / 3 nights



Daily

Starting at US\$ 465 p/p



Pico VIP

Itinerary

Day 1: Starting the adventure

Our guides will welcome you at base camp in the village of La Ciénaga (1,100 m / 3,609 feet), where after a brief orientation, a review of the trip itinerary, and a delicious dinner, you will rest by the Yaque del Norte River to start the journey the next day.

Meal Plan

Dinner

Accommodation

Glamping at base camp

Additional

Transportation to La Ciénaga base camp



Day 2: Hike to La Compartición Refuge

Hiking: 18 km (11.2 mi) • Elevation Gain 2,000 m / 6,560 feet
• Elevation Loss 300 m / 984 feet

After a tasty breakfast at the base camp, we will begin our 18 km (11.2 mi) hike to the mid-mountain refuge called La Compartición, where we will spend the night. The hike consists of 4 km (2.5 mi) of flat terrain, 11 km (6.8 mi) of ascent, and 3 km (1.9 mi) of descent. Upon reaching La Compartición, a delicious gourmet dinner by the campfire, under the starry sky, will help us relax and rejuvenate.

Meal Plan

Breakfast at base camp

Trail lunch

Fruit and snacks during the hike

Welcoming soup at La Compartición

Gourmet dinner by the campfire

Accommodation

Glamping at La Compartición



Day 3: Summit day

Hiking: 10 km (6.2 mi) • Elevation Gain 1,168 m / 3,832 feet
• Elevation Loss 1,168 m / 3,832 feet

The first hike of the day will be 5 km (3.1 mi) to our destination, the summit of Pico Duarte. At the top, we will celebrate and enjoy a beautiful panoramic view of the majestic Cordillera Central. We'll then walk another 5 km (3.1 mi) to return to La Compartición, where we will relax for the rest of the afternoon and share our last night of adventure under the stars.

Meal Plan


Breakfast at camp

Tacos for lunch

Traditional Dominican Sancocho for dinner

Accommodation

Glamping at La Compartición





Day 4: Goodbye Pico

Hiking: 18 km (11.2 mi) • Elevation Gain 300 m / 984 feet
• Elevation Loss 2,000 m / 6,560 feet

We will return to the base camp with an 18 km (11.2 mi) hike, which will be easier than the ascent day but, still challenging. Upon reaching base camp, a delicious personalized typical dominican lunch and a hot shower will be the perfect farewell to an adventure that we know will remain etched in our memories and hearts.

Experienced and physically fit mountaineers can complete this adventure in 2.5 days. The last day involves an intense hike of 28 km (17.4 mi), with an elevation gain of 1,468 m / 4,816 feet and an elevation loss of 3,168 m / 10,393 feet.



Pico VIP

Additional Information

Notes:

Good health and physical fitness are necessary to climb Pico Duarte.

Included



VIP Amenities



Glamping



Custom first class menu




Internet access

Not included





Extended nights



Personal expenses and tips



Ground transportation



Pico VIP

Additional Information

Include


- Entrance to Armando Bermúdez National Park
- Cargo mules for luggage
- Saddle or riding mules
- The best and most professional guides
- Travel experience coordinator
- Sleeping bag
- Non-disposable trays, plates, cups, and cutlery
- Pre-trip virtual explanatory talk
- First aid kit

VIP Amenities



- Hot showers
- Comfortable mattresses
- Clean and scented bathrooms
- Electricity in your tent
- Folding chairs
- First-class personalized menu
- Travel insurance with emergency air evacuation
- Internet access
- Extra-large camping tent

Price per person



1 PAX **US\$ 645 p/p**
2 PAX **US\$ 595 p/p**
3 PAX **US\$ 490 p/p**
4 or more PAX **US\$ 465 p/p**

